

\$\$\$9+

&\$\$9- \$\$*

2008

§ 1

1.1

1.2

1.3

1.4

2008

1.5

§ 2

2.1

	002097
	2
	410100
	2

	410100
	http://www.sunward.com.cn/
	db@sunward.com.cn

2.2

	2	2
	0731-3572669	0731-3572669
	0731-3572606	0731-3572606
	db@sunward.com.cn	db@sunward.com.cn

§ 3

3.1

	2008	2007		2006

/	0.1835	0.5267	-65.16%	0.8045
%	4.33%	22.20%	-17.87%	15.67%
%	4.58%	24.81%	-20.23%	39.93%
%	4.19%	21.04%	-16.85%	15.38%
%	4.44%	23.51%	-19.07%	39.17%
/	-0.90	-0.41	119.51%	0.25
	2008	2007		2006
/	4.37	2.50	74.80%	3.92

	214,797.83	
	12,230,287.99	
	-27,911,887.83	
	0.00	
	14,814,300.00	
	2,320,479.80	
	1,077.53	
	1,669,055.32	-

3.3

§ 4

4.1

		+ -	
--	--	-----	--

	114,720,560	43.27%	0	0	0	-346,828	-346,828	114,373,732	41.70%
1	0	0.00%	0	0	0	0	0	0	0.00%
2	2,672,740	1.01%	0	0	0	0	0	2,672,740	0.97%
3	37,122,380	14.00%	0	0	0	0	0	37,122,380	13.53%
	25,453,870	9.60%	0	0	0	0	0	25,453,870	9.28%

1,328,340	0	0	1,328,340	2
-----------	---	---	-----------	---

4.2 10 10

					47,551
10					
		26.51%	72,705,840	72,705,840	0
		15.99%	43,870,060	15,550,000	0
		4.00%	10,976,890	5,541,510	10,400,000
		3.22%	8,826,080	4,362,360	4,362,360
		1.74%	4,765,749	1,845,480	0
		1.05%	2,885,874	2,124,330	0
		1.02%	2,784,444	1,328,340	0
		0.85%	2,322,510	816,270	0
		0.84%	2,307,220	922,740	0
		0.78%	2,126,125	760,500	0
10					
			28,320,060		
			5,435,380		
			4,463,720		
			2,920,269		
	—		1,930,409		
			1,506,240		
	—	100	1,477,343		
			1,456,104		
	—	300	1,384,784		
			1,384,480		



4.3**4.3.1****4.3.2**

72,705,840

26.51%

			50	2007-04-10	2010-04-09	801,930	381,930	1	15.50	
			46	2007-04-10	2010-04-09	0	0		0	
			52	2007-04-10	2010-04-09	0.0			0	
			67_44	2007-04-10	2010-04-09	0				

--	--	--	--	--	--	--	--	--



2					
2008		125,457.01		8.92%	
5,196.54		64.72%	2008	211,743.84	2007
	49.49%	120,710.11		81.76%	
			2007		
	2008				

2008

2

1

2009

GDP 8%

2009	4
3	
&\$9	
	CRM
2009	
	2009
	10
ERP CRM	10
	PDCA 5W2H

					2010
	BAUMA	BAUMA			
			VI		
4					
2009					
5					
2009	ERP				ERP
		ERP		ERP	
				IT	
6					
2009		10		10	
		10			

10

10

4							
1							
1	2008	1	21				
2	2008	2	4				
3	2008	4	23				
2007			2007		2007		2008
			2007		2007		
					2008		
							2008
			2007				
4	2008	7	25				
					2008		
5	2008	8	18				
2008							
6	2008	9	25				
							N

2

2007 8 10

2007

2007 12 28

	23,285.19	-16.01%
--	-----------	---------

6.4

6.5

						79,826.81					16,903.64	
						9,600.00					47,150.13	
						12.03%						
				(1)		(2)	(3)	% (4) (2)/(1)				
		16,000.00	16,000.00	16,000.00	0.00	16,082.66	82.66	100.52%	2007 30	09	1,106.42	
		7,500.00	7,500.00	7,500.00	115.48	7,084.25	-415.75	94.46%				

1	IPO				
2	2008	9,600			
		7,000	5000		2,600
1	IPO	6,879.72			
	[2007] 003			2007	1 13
		6,879.72			
2		3,993.18			(2008)
	ZA1-001			2008	1 21
		3,993.18			

	5000	2,600.00	2,600.00	2,600.00	2,600.00	100.00%	2008 31	12	0.00	

2008

2007	3,977,250.00	147,362,997.72	2.70%
2006	41,075,000.00	81,548,551.23	50.37%
2005	0.00	37,377,091.82	0.00%

§ 7

7.1

7.2

7.3

7.4

7.4.1

--	--	--

	0.00	0.00%	3,092.13	2.86%
	0.00	0.00%	632.37	0.58%
	0.00	0.00%	3,724.50	3.44%

0.00

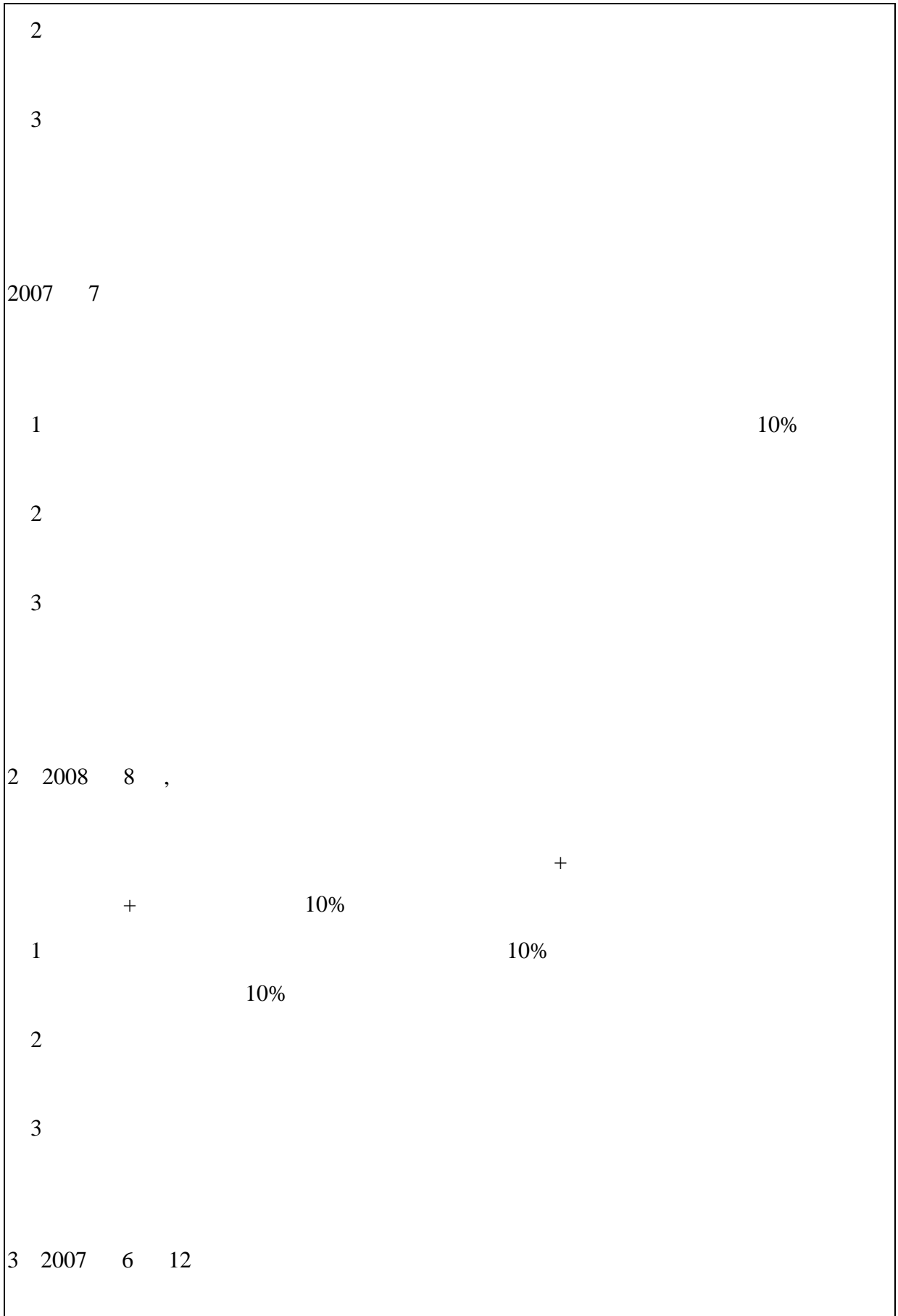
7.4.2

	3.41	11.19	0.00	0.00
	268.14	261.76	739.14	244.91
	271.55	272.95	739.14	244.91

0.00

0.00

7.4.3 2008**7.5****7.6 信息披露****7.5**



Ticino	250
--------	-----

7.8

7.8.1

7.8.2

7.8.3

7.8.4

§ 8

2008					
				2008	
1				4	
1	2008	4	23		2007
		2007			2007
2008				2007	
				2008	
2	2008	8	18		2008

3 2008 9 25

4 2008 10 22

2008

2

1

2

3

3

1

2

2008

3

7,000 2,600 9,600

4

5

6

	554,156,156.63	518,314,599.22	224,540,555.45	224,529,862.33
	0.00	0.00	0.00	0.00
	0.00	0.00	0.00	0.00
	0.00	0.00	0.00	0.00
	9,033,000.00	9,033,000.00	4,650,000.00	4,650,000.00
	226,606,906.77	225,335,312.75	219,129,275.92	218,742,195.69
	152,766,648.22	143,472,364.36	155,089,394.18	151,892,728.88
	0.00	0.00	0.00	0.00
	0.00	0.00	0.00	0.00
	0.00	0.00	0.00	0.00
	0.00	0.00	0.00	0.00
	0.00	0.00	0.00	0.00
	48,343,814.46	50,273,391.05	20,107,627.54	20,046,157.49
	0.00	0.00	0.00	0.00
	686,368,938.37	678,415,712.11	473,866,350.25	466,929,375.57
	0.00	0.00	0.00	0.00
	0.00	0.00	0.00	0.00
	1,677,275,464.45	1,624,844,379.49	1,097,383,203.34	1,086,790,319.96
	0.00	0.00	0.00	0.00
	0.00	0.00	0.00	0.00



	0.00	0.00	0.00	0.00
	0.00	0.00	5,000,000.00	5,000,000.00
	15,062,000.00	15,062,000.00	2,850,000.00	2,850,000.00
	785,560,777.02	782,464,314.58	748,755,197.79	741,984,046.54
	98,600,000.00	98,600,000.00	3,600,000.00	3,600,000.00
	0.00	0.00	0.00	0.00
	0.00	0.00	0.00	0.00
	0.00	0.00	0.00	0.00
	23,917,2563	22.24	622.28	126.90

		28,892,051.09	28,869,014.33	215,896.05	203,424.00	
		2,596,410.59	2,596,410.59	0.00	0.00	
		41,552,850.20	43,701,180.85	100,309,808.05	105,944,597.92	
		-10,432,559.63	-10,544,374.59	19,081,361.75	18,9705	5-22.68 re72.2

	0.00	0.00	0.00	0.00
	0.00	0.00	0.00	0.00
	40,482,259.80	40,117,110.60	25,301,158.27	25,301,158.27
	43,013,869.10	37,609,595.13	7,536,926.04	7,536,926.04
	1,235,577,343.36	1,218,898,584.50	1,044,310,929.66	1,044,142,933.86
	1,302,369,577.17	1,292,143,329.56	1,003,977,777.45	1,004,612,640.05
	0.00	0.00	0.00	0.00
	0.00	0.00	0.00	0.00

[

	100,043,641.47	89,745,101.47	153,479,557.32	153,479,557.32
	7,340,000.00	43,340,000.00	32,900,200.50	32,900,200.50
	0.00	0.00	0.00	0.00
	0.00	0.00	0.00	0.00
	0.00	0.00	200,000.00	200,000.00
	107,383,641.47	133,085,101.47	186,579,757.82	186,579,757.82
	-101,925,311.66	-132,764,587.14	-184,502,948.05	-184,517,948.05
	492,770,660.00	483,770,660.00	0.00	0.00
	9,000,000.00	0.00	0.00	0.00
	608,000,000.00	608,000,000.00	265,014,000.00	265,000,000.00
	0.00	0.00	0.00	0.00
	61,946.50	61,946.50	0.00	0.00
	1,100,832,606.50	1,091,832,606.50	265,014,000.00	265,000,000.00
	388,000,000.00	383,000,000.00	177,067,100.00	177,000,000.00
	23,042,077.00	23,042,077.00	11,807,450.64	11,804,243.64
	0.00	0.00	0.00	0.00
	1,354,855.75	1,177,015.50	2,539,684.15	2,539,684.15
	412,396,932.75	407,219,092.50	191,414,234.79	191,343,927.79
	688,435,673.75	684,613,514.00	73,599,765.21	73,656,072.21
	-8,855,388.19	-8,855,388.19	-859,720.51	-859,720.51

	224,540,555.45	224,529,862.33	445,420,853.49	445,338,821.29
	554,156,156.63	518,314,599.22	224,540,555.45	224,529,862.33

	0.00	0.00	0.00	0.00	0.00	0.00	0.00	0.00	0.00	132,575,000.00	-106,060,000.00	0.00	0.00	0.00	-26,515,000.00	0.00	0.00	0.00
1	0.00	0.00	0.00	0.00	0.00	0.00	0.00	0.00	0.00	106,060,000.00	-106,060,000.00	0.00	0.00	0.00	0.00	0.00	0.00	0.00
2	0.00	0.00	0.00	0.00	0.00	0.00	0.00	0.00	0.00	0.00	0.00	0.00	0.00	0.00	0.00	0.00	0.00	0.00
3	0.00	0.00	0.00	0.00	0.00	0.00	0.00	0.00	0.00	0.00	0.00	0.00	0.00	0.00	0.00	0.00	0.00	0.00
4	0.00	0.00	0.00	0.00	0.00	0.00	0.00	0.00	0.00	26,515,000.00	0.00	0.00	0.00	0.00	-26,515,000.00	0.00	0.00	0.00
	274,300,000.00	655,759,231.50	0.00	44,731,793.57	0.00	222,832,345.12	0.00	9,477,710.81	1,207,101,081.00	265,150,000.00	182,886,625.00	0.00	39,032,159.06	0.00	176,657,909.62	0.00	386,390.93	664,113,084.61

9.3

9.4

9.5



00