



) (

**1,087,497,465**

**10**

**1**

**0**

..... 2

..... 5

..... 9

..... 15

/ / /		
AVMAX		Avmax Group Inc.
		2020 1 1 2020 12 31
		2019 1 1 2019 12 31
/		
/		

			002097

	2019 6 12  2019-055

	188 35

	2020	2019		2018
--	------	------	--	------





2,843,383.48

5

50

20

3

**1.**

1

2

3

**2.**

1

2

3

4

5

1.

2.

AVMAX

AVMAX

2008

ROTAX

1.

1

2

3

4

2.

1 AVMAX

2

1


2

--	--	--	--	--

			5G	5G		5G
					SA60L	
100	700	50	3	3	4	
				18	( )	
		1000				28
	40					

1.

1

24

400

2

3

300

4

DMS

5

2.

1

90%

2020

2

3.

2020

21

2020

+

2000

2020

2020

1 2

3

2020

2020

937,736.75

26.25%

56,492.82

12.35%

180,402.73

144.64%

2020 9 17

21

2020

1.

3.

2020

MES WMS

SCADA

76%

2020

50%

75.6%

4.

+

200

5.

11 23 CMIC2020  
 SWDM550  
 11 24

SWE215

5

1

2

1

	2020		2019		
	9,377,367,500.65	100%	7,427,355,6EAB1		



4

5

		2020	2019	



	627,285,024.06	582,674,446.01	7.66%	
	523,647,886.51	498,395,587.49	5.07%	
	220,119,790.21	141,746,043.23	55.29%	
	320,847,288.61	220,934,468.03	45.22%	

4

2021

5G

2020

5G



1

2020

	2020		2020			
	3,013,282,726.32	17.36%	1,350,369,062.04	8.60%	8.76%	
	3,931,003,592.51	22.65%	3,699,920,150.74	23.56%	-0.91%	
	2,481,387,649.25	14.30%	2,738,576,343.66	17.44%	-3.14%	
		0.00%		0.00%	0.00%	
	39,724,864.06	0.23%	56,694,564.01	0.36%	-0.13%	
	4,347,690,185.76	25.05%	4,436,056,145.94	28.25%	-3.20%	
	277,917,595.96	1.60%	300,751,106.00	1.92%	-0.32%	
	1,992,682,176.50	11.48%	2,615,098,079.75	16.65%	-5.17%	
	2,795,961,350.47	16.11%	1,691,556,213.79	10.77%	5.34%	

5

2

3

项 目	期末账面价值	受限原因
货币资金	703,591,332.68	保证金
在建工程	166,020,050.53	资产抵押

1

2

3

				99,242,270.69	974,612,673.62		91.09%	0.00	0.00		2010 07 29	2010-02 8
				182,388,839.55	182,388,839.55		90.00%	0.00	0.00			
				287,116,923.80	287,116,923.80		85.00%	0.00	0.00			
	--	--	--	568,748,034.04	1,444,118,436.97	--	--	0.00	0.00	--	--	--

4

1

2

5

1

					3									
		2020-1 1-30	23,617. 34	8,571.8 7		14.86%							2020 09 21	2020-0 64

2020-1 6,559.8 2,497.2  
1-30 2 6 4.33%

---

--	--	--	--	--	--	--	--	--	--	--	--	--	--	--

2



2.

4

5G

3.

3.

21

4.

1

2

1

2

3

5

1

2020 11 10						
2020 12 09						

3

[2013]43

[2014]1




2020	108,749,746.50	564,928,233.69	19.25%	0.00	0.00%	108,749,746.50	19.25%
2019	108,773,746.50	502,834,351.91	21.63%	0.00	0.00%	108,773,746.50	21.63%
2018	108,810,846.50	429,274,878.06	25.35%	0.00	0.00%	108,810,846.50	25.35%

10		0
10		1
	1,087,497,465	
		108,749,746.50
		0.00
	108749746.50	
		1,301,278,521.54

1

会计政策变更的内容和原因	审批程序	备注
(1) 执行《企业会计准则第 14 号——收入》(2017 年修订) (以下简称“新收入准则”)	第七届董事会第五次会	本公司自 2020 年 1 月 1 日起执行新收入准则。根据准则的规定, 本公司仅对在首次执行日尚未完成的合同的累积



12%  
39%  
49%

	103
	7
	1 1

1	2018 12 28	2018		2019 1 15		
3,204	2019			37.1		
24			1,571.45			
2	2020 4 28					
		5,000	10,000	9.31 /	2020	1,147.14
		7.93 /	9,103.17			

**1**

**2**

**3**

**4**

5

1

1

2

3

2

1

[Greyed out header]								
[Greyed out]	[Greyed out]	[Greyed out]	[Greyed out]	[Greyed out]	[Greyed out]	[Greyed out]	[Greyed out]	[Greyed out]
[Redacted]		650,000		551,560.55		[Redacted]		
		60,000		0	[Redacted]			

A1		A2	
A3	710,000	A4	

3

1

2

4

5

1

2020

(1) :

(2) :

13

7

+

(3) :

(4) : ISO14001 2015

(5) :

**2**

**1**

**2**

1

1 2020 20 40 15

2 1

3 1

2 2020 8 31.2

3 2020

4 2020 30

**3**



---

--	--	--

4

3

--	--	--	--	--	--	--	--

	SO2	+	15
--	-----	---	----

C K	400mg/m3	GB13271-2014	0.628 t/	1.2	
-----	----------	--------------	----------	-----	--

C K

+ 15 14

DB/431356-2017 1

VOCs

DB/431356-2017 1



1

	180,014,5 03	16.55%				-15,444,5 00	-15,444,5 00	164,570,0 03	15.13%
1									
2									
3	180,014,5 03	16.55%							

N

	€		€
2020	1,147.14	7.93 /	9,103.17

	120,000	30,000	60,000	90,000		2020-6-22
	29,869,000		15,174,500	14,814,500		2020-6-22
	179,885,031	60,658,693	76,223,193	164,440,531	--	--

1

2


2018  
1,087,497,465

24

1,087,737,465

3

1





		4,416,181		4,416,181
		4,115,230		4,115,230
10	10		10	99.92%
10			4	

10

10

10

10

2

	/			
		2017 04 10	91440101MA59LBWQ5 D	; ; ; ; ; ; ;

3

10%



4            10%

5





					2019	2022					
					75 05 28	05 27	196,321,3		49,080,34		147,241,0
							75		4		31

2019 2022  
49 05 28 05 27

---

					05 28	05 27						
--	--	--	--	--	-------	-------	--	--	--	--	--	--

1972 7

/

1969 8

X 9M bāC1W0f°-1Ñ äen-40 ¥  
69L€ \$

(6Ñe

---




1664.69

			75		247.57	
			49		143.75	
			53		176.57	
			33		87	
			56		0	
			38		0	
			61		10	
			58		10	
			49		10	
			63		73	
			49		0	
			52		59.38	
			59		141.56	



3

4



6

7

( )

1

2019			2020 04 15	2020 04 16	2020-016
2020			2020 08 26	2020 08 27	2020-054
2020			2020 11 16	2020 11 17	2020-078

2

1


			5	5	
1.	3	1			0
2.		2019			
1.	3	2	1		
2.		2018			ü

1

2

	2021 03 23





	2021 03 21
	CAC [2021]0081

5

6

1

195,001.89      26.25%  
41.60%

2020	937,736.75	2019	742,735.56
824,309.40	2020	87.90%	

2

1

2

3

4

5

6

2020

1

2

3





--	--

	59,084,387.91	73,240,458.78
	320,000.00	320,000.00
	56,356,445.01	55,347,036.80
	399,965,994.89	431,396,943.38
	173,009,496.25	196,449,914.08
	3,484,697,674.53	2,448,310,566.83
	11,917,392,127.40	10,654,926,714.89
	1,087,497,465.00	1,087,737,465.00
	2,358,060,192.42	2,325,334,521.65
	134,532,063.13	

	3,243,398,212.90	
	356,693,139.92	
	534,813,716.48	
	1,501,094,067.24	

	1,925,000,000.00	1,941,611,969.80
	1,870,520,262.89	1,473,253,713.98
	2,512,352,870.91	1,972,554,965.80
		39,498,386.97
	168,299,970.49	
	78,351,492.52	54,603,409.03
	28,270,623.87	9,869,182.54
	463,996,207.45	311,542,584.81
	8,584,912.75	10,983,214.34
	94,000,000.00	736,000,000.00
	7,140,791,428.13	6,538,934,212.93
	1,781,597,033.54	755,924,306.54
	320,000.00	320,000.00
	31,615,477.04	28,499,883.36
	24,046,227.81	16,022,253.67
	1,837,578,738.39	800,766,443.57



	134,938,986.87	148,651,512.37
	76,173,447.76	89,916,947.34
	-54,324,493.28	-5,039,697.58

1.		

4

|

	390,428,365.89	177,523,946.35
	390,428,365.89	177,523,946.35
1.		

	2020	2019

	424,804,727.63	3,963,838.50
	-2,683,548.43	
		452,248,000.00


6

	2020	2019
	7,640,187,605.02	4,418,380,261.59
	38,306,862.75	70,980,123.96
	139,981,970.32	1,026,056,708.16
	7,818,476,438.09	5,515,417,093.71
	5,110,565,685.55	4,379,075,650.06
	549,931,261.77	363,671,411.58
	-237,717,096.89	157,139,809.58
	403,072,959.09	376,242,484.12
	6,301,287,003.30	5,276,129,355.34
	1,517,189,434.79	239,287,738.37
	3,290,273.41	2,139,710.13
		3,234,947.00
	305,633,145.66	457,622,657.13
	329,841,700.57	295,914,064.45

	4,647,874,583.44	3,661,412,232.00
	4,183,553,148.14	2,774,103,972.73
	292,279,822.36	264,213,089.80
	232,889,567.30	

	0													
	-240,			32,725	40,475	-132,0	14,150	39,042		417,11	330,24	62,727	392,96	
	000.0			,670.7	,133.1	73,754	,809.8	,836.5		1,650.	2,080.	,334.0	9,414.	
	0			7	3	.16	7	9		60	54	8	62	
						-132,0				564,92	432,85	11,948	444,80	
						73,754				8,233.	4,479.	,161.5	2,641.	
						.16				69	53	6	0 E	








	1,087,737,465.00				2,715,156,117.95	94,056,930.00		19,060,632.25	180,337,949.65	1,058,666,738.74		4,966,901,973.59





4



82,000 15% HaCaT @ 8 @ 97,100

	99.00	99.00
	100.00	100.00
	85.00	85.00
	65.00	65.00
	100.00	100.00
	100.00	100.00
	66.00	66.00
	51.00	51.00
	100.00	100.00
	60.00	60.00
	51.00	51.00
	49.00	49.00

2

1

15

2014

2

12

1

2

1 1 12 31

3

12

4

5

1

2

6

1

2

3

4



10

1

1

2

3

2





11

12

12

1

2 0%

3

3 0

13

14

项目	确定组合的依据
组合1(押金、保证金组合)	该组合的资产具有低风险、高流动性、期限短等特点，信用损失准备计提方法按照账龄计提。
组合2(应收款项组合)	该组合的资产具有低风险、高流动性、期限短等特点，信用损失准备计提方法按照账龄计提。
组合3(其他应收款组合)	该组合的资产具有低风险、高流动性、期限短等特点，信用损失准备计提方法按照账龄计提。

项目	计提方法
组合1(押金、保证金组合)	预期信用损失
组合2(应收款项组合)	预期信用损失
组合3(其他应收款组合)	预期信用损失

1 2

3 0

4

15

1

2

3

4

16

1

2

1

2

17

1



22

1

2

1

/

/





2

26

1

1

2

3

2

3

3

4

27

28

29

30

1

1

2

2

项目	预计使用寿命(年)	依据
土地使用权	按土地权证规定使用年限	权证
专利权	专利规定年限	

31

32

1

2

3

项目	摊销年限	依据
借款律师费	借款期限	合同

33

34

1

2

1



38

1

1

2

2

39

1

1

2

3

1

2

3

4

5

2

1

2

**40**

1

1

2

2

3

4

42

1

1

2

2

1

2

43

2004 2

2010 23

44

1

1 2017	14	2020 1 1

2020

	257,111,576.60	257,111,576.60	

	53,043,248.42	53,043,248.42	
	69,925,540.62	69,925,540.62	
	35,282,992.07	35,282,992.07	
	154,068,788.55	154,068,788.55	
	669,290.51	669,290.51	
	6,328,724,911.39	6,328,724,911.39	
	15,702,945,442.80	15,702,945,442.80	
	2,615,098,079.75	2,615,098,079.75	

	1,691,556,213.79	1,691,556,213.79	

	1,061,246,668.57	1,061,246,668.57	
	246,342,592.94	246,342,592.94	
	2,967,433,671.31	2,967,433,671.31	
	221,666,982.54	221,666,982.54	
	634,791,459.59		



	800,766,443.57	800,766,443.57	
	7,339,700,656.50	7,339,700,656.50	
	1,087,737,465.00	1,087,737,465.00	
	2,715,156,117.95	2,715,156,117.95	
	94,056,930.00	94,056,930.00	
	19,060,632.25	19,060,632.25	
	180,337,949.65	180,337,949.65	
	1,058,666,738.74	1,058,666,738.74	
	4,966,901,973.59	4,966,901,973.59	
	12,306,602,630.09	12,306,602,630.09	

4 2020

45

1


/	21% 13% 10% 9% 3% 0% 6%	
		7% 5%
		0% 5% 15% 20% 22% 23% 25%
		3%



	149,031.05	167,749.96
	2,160,379,363.88	864,828,500.21
	852,754,331.39	485,372,811.87
	3,013,282,726.32	1,350,369,062.04
	195,207,015.48	144,674,513.58
	703,591,332.68	357,799,424.17

2


3

---




	1,891.91		257.40		,634.51	,451.33		45.16	
	3,046,61 8,662.11	68.56%	149,722, 704.11	4.91%	2,896,895 ,958.00	2,884,273 ,663.04	68.59%	134,793,9 18.47	4.67%
	4,483,49 0,554.02	100.00%	552,486, 961.51	12.32%					

2	3	56,741,120.99	8,511,168.15	15.00%
3	4	58,367,825.60	23,347,130.24	40.00%
4	5	5,425,922.85	3,798,146.00	70.00%
5		39,264,176.92	39,264,176.92	100.00%
		3,046,618,662.11	149,722,704.11	--


1	1	3,132,126,394.23
1	2	718,314,595.34
2	3	241,816,148.92
3		391,233,415.53
3	4	241,344,347.98
4	5	37,645,886.27
5		112,243,181.28

1	2,150,000.00	
	2,150,000.00	--

3

	105,581,680.47

		5,144,512.00			
		4,392,814.92			
		3,880,124.52			
		3,682,550.64			
		2,616,937.00			
	--	19,716,939.08	--		

5

资产转移方式	终止确认金额	终止确认利得或损失
资产证券化	735,225,685.83	-51,983,849.11
	-81,980,946.11	735,225,685.83

6

5% ( 5%)

6

--	--	--

2

单位名称	金额	占预付款项总额比例 (%)
第一名	60,153,121.18	15.51
	13,000,000.00	3.35
	11,148,000.00	2.87
	10,659,064.60	2.75
计	113,880,540.74	29.36

5% ( 5%)

8

	541,102,890.70	574,823,298.49
	541,102,890.70	574,823,298.49

1

1

--	--	--

2

--	--	--	--	--

3

2

1

---

( )		
-----	--	--

2

1

( )				
-----	--	--	--	--

3

		-7,902,558.32		-7,902,558.32
2020 12 31	2,238,120.73	40,645,326.24	16,296,102.23	59,179,549.20

1 1			393,227,767.83
1 2			47,263,074.34
2 3			103,060,495.18
3			56,731,102.55
3 4			37,465,822.61
4 5			10,194,180.46
5			9,071,099.48
			600,282,439.90

-7,902,558.32	59,179,549.20
-7,902,558.32	59,179,549.20

		2,442,176.35			
	--	2,442,176.35	--	--	--

5

		150,840,153.58	1	25.13%	3,016,803.07
		53,522,798.80	2-3	8.92%	8,028,419.82
		46,980,000.00	1	7.83%	939,600.00
		38,200,333.66	1		






13

	32,186,761.41	13,333,081.57
	4,557,978.04	29,203,599.62
	173,135.38	
	36,917,874.83	42,536,681.19

14



	12	( )	( )	
2020 1 1				

15

---

--	--	--	--	--	--	--

			12	( )	( )	
2020	1	1		7,859,175.20		7,859,175.20
2020	1	1				
				13,633,000.06		13,633,000.06
				-1,012,487.03		-1,012,487.03
2020	12	31		20,479,688.21		20,479,688.21

2

3



---

--	--	--	--	--	--	--

19

--	--	--

20

1

2

3

--	--	--

21

--

1	232,510.64	104,087,092.16	20,067,137.34	18,589,891.01	279,983,064.87	4,027,569.52	426,987,265.54
---	------------	----------------	---------------	---------------	----------------	--------------	----------------



2,327,544,762.18

22

	277,917,595.96	300,751,106.00
	277,917,595.96	300,751,106.00

1

	166,020,050.53		166,020,050.53	66,777,779.84		66,777,779.84



2

24

25

--	--	--

26

1


1.	564,852,474.33	60,837,572.88	1,336,756.50	33,030,197.08	660,057,000.79
2.	128,735,788.23	32,966,677.63	400,000.00	5,165,975.10	167,268,440.96
2		18,642,353.87			18,642,353.87
3	20,211,788.23				20,211,788.23

3.	12,634,756.20	25,149.35		338,907.30	12,998,812.85
1	12,634,756.20	25,149.35			

	53,043,248.4	357,286,997.			18,642,353.8	320,847,288.		70,840,603.1
	2	16			7	61		0

28

1



被投资单位名称或形成商誉的事项	不含商誉的资产组账面价值	包含整体商誉的资产组账面价值	未来可回收金额	商誉减值损益	归属于母公司商誉减值金额
伟邦有限公司	2,086,953,972.90	2,195,458,853.82	2,095,309,040.66	100,149,813.17	65,102,928.38
	0.00	7,619,883.92	7,619,883.92		
	三				

5

5  
 AVMAX  
 10%-15%                      13.67%  
 2021      100005                      AVMAX  
 208,570.90                                      65,102,928.38

29

	6,247,173.56	11,460,064.70	2,524,576.14		15,182,662.12
	27,372,643.40	2,416,246.05	10,771,788.22		19,017,101.23
	1,661,449.21	2,091,396.69	596,399.73		3,156,446.17
	1,725.90	93,076.80	1,725.90		93,076.80
	35,282,992.07	16,060,784.24	13,894,489.99		37,449,286.32

30                      /

1


	36,788,766.98	5,518,315.05	48,400,621.21	7,260,093.18
	33,403,558.02	5,030,350.37	3,182,342.45	796,480.25
	126,318,695.13	29,053,299.89	109,843,553.39	28,559,323.90
	781,349,968.98	152,575,856.35	779,384,255.19	154,068,788.55

2

	1,559,903,463.25	343,102,829.65	1,429,330,272.04	359,876,218.06
	2,553,440.45	587,291.31	3,347,346.72	870,310.18
	333,671,796.37	52,364,765.16	378,130,057.51	56,719,508.63
	34,009,641.46	3,911,108.77	107,160,819.76	13,930,906.51
	1,930,138,341.53	399,965,994.89	1,917,968,496.03	

2022	12,485,921.70	34,207,166.57	
2023	15,789,781.38	69,644,758.15	
2024	12,642,423.87	17,741,140.48	
2025	19,192,360.21	30,577,072.37	
	71,253,931.49	190,211,453.65	--

31

	20,751,289.00		20,751,289.00		
	1,497,375.09		1,497,375.09	669,290.51	669,290.51
	22,248,664.09		22,248,664.09	669,290.51	669,290.51

32

1

		159,228,067.65
		410,000,000.00
	5,000,000.00	96,000,000.00
	1,987,682,176.50	1,949,870,012.10

33


34

--	--	--

35

	1,247,491,876.52	826,903,109.14
	672,291,414.37	656,550,604.84
	1,919,783,290.89	1,483,453,713.98

36

1

	2,144,910,995.78	1,509,740,269.66
	112,636,917.53	112,640,274.79
	2,257,547,913.31	1,622,380,544.45

2

1

--	--	--

5%( 5%)

37

1

--	--	--



--	--	--

	325,004,677.99	293,707,433.99
	325,004,677.99	293,707,433.99

	325,004,677.99	
	325,004,677.99	

39

1

	88,410,826.81	885,262,099.53	843,165,679.87
	278,711.53	22,471,824.14	21,255,121.13
			130,507,246.47
			1,495,414.54



1	88,074,708.32	804,317,596.72	767,016,316.94	125,375,988.10
2	24,887.48	37,446,356.67	37,287,028.06	184,216.09
3	318,688.42	19,312,709.99	16,098,944.76	3,532,453.65
	315,511.47	13,616,096.33	13,818,915.66	112,692.14
	7,753.61	5,672,580.11	2,255,981.25	3,424,352.47
	-4,576.66	24,033.55	24,047.85	-4,590.96
4	-19,257.37	12,094,119.98	11,210,339.98	864,522.63
5	11,799.96	12,091,316.17	11,553,050.13	550,066.00
	88,410,826.81	885,262,099.53	843,165,679.87	130,507,246.47

3



41

	16,264,200.38	10,983,214.34

---

	516,952,339.14	328,851,329.25
--	----------------	----------------

2

1





48

	59,084,387.91	73,240,458.78
	59,084,387.91	73,240,458.78

1

	47,954,569.40	52,190,953.18
	11,129,818.51	21,049,505.60
	59,084,387.91	73,240,458.78

2

--	--	--	--	--	--

49

1

--	--	--

2

--	--	--

--	--	--

--	--	--

50

	320,000.00	320,000.00	
	320,000.00	320,000.00	--

51

	55,347,036.80	9,629,790.56	8,620,382.35	56,356,445.01	
	55,347,036.80	9,629,790.56	8,620,382.35	56,356,445.01	--

--	--	--	--	--	--

	173,009,496.25	196,449,914.08
--	----------------	----------------

53

		+ -				
	1,087,737,465. 00			-240,000.00	-240,000.00	1,087,497,465. 00

240,000

2.87

688,800.00

240,000


448,800.00

54

1

2

--	--	--	--



	94,056,930.00		50,527,765.00	43,529,165.00
		91,002,898.13		91,002,898.13
	94,056,930.00	91,002,898.13	50,527,765.00	134,532,063.13

50,527,765.00                      11,471,401                      91,002,898.13                      15,714,500

57

--	--	--	--

60



			788,706,032.11	651,635,314.07	9,981,250.42	1,450,322,596.60
			8,243,094,020.26	656,194,816.15	478,078,664.24	9,377,367,500.65
			8,243,094,020.26	656,194,816.15	9,091,121.04	8,908,379,957.45
					468,987,543.20	468,987,543.20
)▶		...				

62

	16,644,660.38	10,755,818.61
	16,251,323.12	10,690,067.87
	15,780,440.52	8,563,261.76
	6,477,838.22	6,511,933.93
	5,741,586.44	4,401,874.33
	5,343,017.15	904,445.35
	66,238,865.83	41,827,401.85

63

--	--

	523,647,886.51	498,395,587.49
--	----------------	----------------

65

	110,949,647.81	69,966,256.24
	7,026,310.38	8,315,475.36
	152,857,887.37	88,072,522.54

	-3,280,946.45	-5,039,697.58
	940,302.28	
	-51,983,849.11	
	-54,324,493.28	-5,039,697.58

69

--	--	--

70

--	--	--

71

	-26,404,640.78	-19,871,883.77
	-13,633,000.06	-7,859,175.20
	-667,619.50	
	235,070.28	-2,296,331.19
	-158,084,286.67	-159,066,560.38
	-198,554,476.73	-189,093,950.54

72


---

	-65,102,928.38
	-115,421,930.75

2020

	-29,938,016.29	36,407,359.80
	85,772,159.57	100,730,399.86

2

	662,648,554.82
/	99,397,283.22
	17,097,058.00
	868,386.00
	-2,054,962.01
	22,363,360.39
	-198,676.01
	6,432,241.17
	-4,985,724.51
	-34,617,762.41
	-11,150,628.28
	-7,378,415.99
	85,772,159.57

77

☉ Os

78

2

	50,462,530.30	32,762,472.01
	34,497,522.82	43,352,982.11
	46,227,538.22	44,167,498.00
	29,015,057.88	20,353,796.46
	20,562,490.68	12,579,134.13
	51,469,621.19	48,956,969.26
	59,111,290.05	49,972,072.33
	22,092,042.72	16,317,555.57
	125,234,896.41	20,750,419.10
	438,672,990.27	289,212,898.97

3

		452,248,000.00
		452,248,000.00

4

--	--	--



	336,854,714.71	277,281,492.28

3

	--
	--
	--

4

	149,031.05	86,209.77
	2,160,379,363.88	864,910,040.40
	149,091,972.25	127,706,322.49
	2,309,691,393.64	992,702,572.66
	2,309,691,393.64	992,702,572.66
	703,591,332.68	357,799,424.17

80

81

	703,591,332.68	
	2,327,544,762.18	
	166,020,050.53	
	3,197,156,145.39	--

82

1

	--	--	
	53,338,126.93	6.5249	348,025,944.41
	5,821,645.86		

84

1

	41,460,000.00		41,460,000.00
	8,620,382.35		8,620,382.35
	26,093,065.41		26,093,065.41

2

85

1

1

	2020 10 31	0.00	100.00%		2020 10 31		0.00	12,003.04

2

	12,003.04
/	0.00

3



5

6

2

1

--	--	--	--	--	--	--	--	--

2

--	--

3


3

4

--	--	--	--	--	--	--	--	--	--	--	--	--

--	--	--	--	--	--	--	--	--	--	--	--	--

		2020					
97.00%	09	30	-386,529	3.00%	60,000.0	60,000.0	
			.44		0	0	

6

1

1

				80.00%		
				91.96%		

86.09%

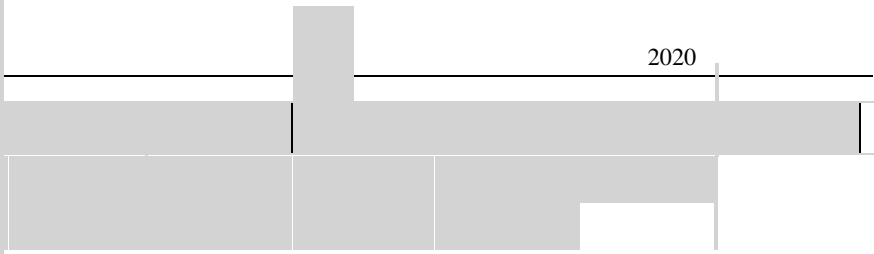


				100.00%		



	40.00%	-154,289.08		

3



3

1

					50.00%	
				40.00%		
				14.91%		

20%

20%

2

	/	/
	5,740,914.59	6,099,484.95
	5,740,914.59	6,099,484.95
	5,304,776.80	6,251,930.85
	11,045,691.39	12,351,415.80
	311,407.88	184,416.98
	311,407.88	184,416.98
	10,734,283.51	12,166,998.82
	5,503,392.98	6,083,499.41
	5,503,392.98	6,083,499.41
	358,570.36	-144,042.45
	-1,432,715.31	-868,293.33
	-1,432,715.31	-868,293.33

3

	/		/	
	94,948,176.98	15,480,424.69	88,352,292.99	19,499,620.99
	64,903,501.66	26,130,408.45	68,231,756.72	27,996,123.56
	159,851,678.64	41,610,833.14	156,584,049.71	47,495,744.55
	11,633,688.61	8,685,067.84	9,194,685.59	21,484,336.84
			1,408,457.68	
	11,633,688.61	8,685,067.84	10,603,143.27	21,484,336.84
	15,003,758.78		15,113,485.36	
	133,214,231.25	32,925,765.30	130,867,421.08	26,011,407.71

5

6

--	--	--	--

7

8

4

				/	

5

6

( )

1.

2020 12 31

2.

( )





/	/	/
---	---	---

6

--	--	--	--

7

--	--	--

7

8

1

	0.00
	15,714,500.00
	240,000.00

1	2018 12 28	2018		2019 1 15	
		3,204	2019	37.1	
			24	1,571.45	1,571.45
2	2020 4 28				

4

5

1

2020

3

1

--	--	--	--

2

3

4

1

1

--	--	--	--

2

--	--	--

2

3

1

2

4

5

--	--	--	--	--	--	--

6

1

1

2

3

2

	8,243,094,020.26	656,194,816.15	478,078,664.24		

	8,314,406,403.08	2,966,859,991.60	636,125,732.72		11,917,392,127.40
--	------------------	------------------	----------------	--	-------------------

3

4

7

8

1

1

	572,550,530.46	16.27%	189,086,781.44	33.03%	383,463,749.02	535,733,263.50	16.61%	190,735,418.83	35.60%	344,997,844.67
	2,946,878,411.27	83.73%	86,943,947.39	2.95%	2,859,934,463.88	2,689,951,612.24	83.39%	67,515,785.60	2.51%	2,622,435,826.64
	853,947,155.44	24.26%	19,055,413.50	2.23%	834,891,741.94	755,251,281.75	23.41%	21,021,044.57	2.78%	734,230,237.18
	2,092,931,255.83	59.47%	67,888,533.89	3.24%	2,025,042,721.94	1,934,700,330.49	59.98%	46,494,741.81	1.61%	1,981,537,462.29

	42,409,912.58	8,481,982.52	20.00%	
	19,384,249.50	5,815,274.85	30.00%	
	19,310,593.59	11,586,356.15	60.00%	
	392,275,626.14	112,388,163.33	28.65%	
	572,550,530.46	189,086,781.44	--	--



3		127,185,964.44
3	4	46,958,840.05
4	5	19,810,059.34
5		60,417,065.05
		3,519,428,941.73

2





671,631,245.76	19.08%	13,432,624.92
254,771,474.59	7.24%	5,095,429.49
233,562,122.86	6.64%	23,356,212.29
126,969,283.58	3.61%	4,189,023.84
123,892,382.55	3.52%	7,332,022.95
1,410,826,509.34	40.09%	

2

--	--	--	--	--

3

2

1

( )		
-----	--	--

2

1

( )				
-----	--	--	--	--

3

3

1

	7,892,660.93	22,620,976.88
	8,262,307.37	7,289,786.69

2

(

					)	( )



5% ( 5%)

3

	3,247,488,945.35	70,930,061.88	3,176,558,883.47	3,062,478,501.26	5,827,133.50	3,056,651,367.76
	34,357,722.30		34,357,722.30	39,530,949.05		39,530,949.05
	3,281,846,667.65	70,930,061.88	3,210,916,605.77	3,102,009,450.31	5,827,133.50	3,096,182,316.81

1

	(			(	
	)			)	

	84					46	
	18,000,000.00					18,000,000.00	

1,205,102.06





6

1

F2+X

2

3

4

2020